

GT10

Datasheet

Designed For Advanced Self-Service

The GT10's large color display with capacitive touchscreen empowers self-service HR functions to reduce time lost to administration, while the enhanced security protection secures sensitive data.

Plug & Play

You can deploy the GT10 quickly and easily, with guided set-up and on-hand tech support.

Innate Integration

The GT10 integrates with Workday, allowing time collection data to be transferred.

Biometrically Enabled

Choose from ultra-secure fingerprint or facial recognition biometrics.

Highly Adaptable

The GT10 provides the functionality for self-service applications, booking services, and employee-engagement.

Easy to Use

Designed with a user in mind, the layout is intuitive and simple to navigate, empowering all employees to adopt and use it.

Robust & Secure









The GT10 is designed specifically for continuous use in demanding environments with high traffic.

Lifetime Hardware Warranty

Enhanced warranty giving peace of mind for the lifetime of the clock.



Key Features of the GT10

-  Android Operating System
-  10" Color Display
-  Capacitive Touch Screen
-  Fingerprint Reader
-  Multi-Tech Contactless Smartcard Reader
-  Facial Recognition
-  Lockable Case
-  PoE

GT10

Datasheet

TECHNICAL SPECIFICATIONS

Display	10" capacitive multi-touch screen 1280 x 800 high-res color display 16:10 aspect ratio
Operating System	Android
Memory	16GB high performance flash 4GB RAM
Processor	1.6GHz Quad-Core Processor
Power	12V DC jack Power over Ethernet Internal lithium-ion battery back-up
Readers	Optional readers: RFID multi-tech smartcard reader
Biometrics	Facial recognition Fingerprint reader
Kiosk Experience - Complex Data Display	Ability to surface Employee Self Service data on the terminal, including reporting, schedules, vacations
Inputs/Outputs	4 + 2 internal USB2.0 ports 5 mega-pixel, wide-angle camera 2x integrated speakers & microphone
Host Connectivity	Ethernet: 10/100/1000 WiFi module
High Security	Encrypted data storage Secure biometric encryption Lockable case Hardware backed keystore
Operating Temperature	32°F to 95°F (0°C - 35°C) max continuous Humidity 5-90% non-condensing
Dimensions	230mm x 275mm x 96mm Height with optional biometric reader: 300mm

How It Works

The cloud-based GT Time integrates with Workday, affording you more freedom to tailor your device to suit the needs of your business.

Seamless device communication means increased data accuracy and less time spent on admin.

- ✓ Remote management
- ✓ User-controlled Push & pull data - seamlessly
- ✓ Cloud backup
- ✓ Secure & encrypted data
- ✓ Real time data distribution
- ✓ Lifetime hardware warranty

