

# GT8

## Datasheet

## High Performance & Intuitive Interface

The GT8, our flagship device, boasts a large, responsive color display for a user-friendly experience. It offers a choice of secure scanning options, including facial recognition, fingerprint scanner, and more, catering to your preferences.

### Advanced Features

A high-capacity finger biometric and facial recognition solution for large workforces, the GT8 delivers high performance that will streamline your HCM processes.

The GT8 combines longevity with modern security practices, making it an effective investment in the protection and management of a workforce, no matter how large.

Utilizing the Android operating system, applications for the terminal are easily developed using familiar tools and frameworks for enhanced personalization within an organization.

### Highly Adaptable

The GT8 provides the functionality for self-service applications, booking services, and employee-engagement.

### Installation Flexibility









Choose from a range of power options, including Power over Ethernet (PoE) connectivity, for a fast and cost-effective deployment.

### Robust & Secure

The GT8 is engineered for high-traffic environments.



### Key Features

-  Android Operating System
-  8" Color Display
-  Capacitive Touch Screen
-  Fingerprint Reader
-  Barcode/Mag Stripe Reader
-  Multiple Proximity Reader Options Available
-  Facial Recognition
-  PoE

# GT8

## Datasheet

## TECHNICAL SPECIFICATIONS

The GT8 can process clocking in/out in under a second using advanced facial recognition technology. The \*touchless biometric and RFID solutions deliver safe clocking in/out at a time when employee health needs the greatest protection.

The GT8 combines an encrypted file system with secure boot, hardware backed key storage and a hardened operating system so data is fortified against breaches. Over-the-air updates mean no downtime or disruption while the terminal receives the latest security patches.

*\*Partner integration dependent*

### GTConnect

Our proprietary cloud platform connects your HCM devices to your software, building an integrated network. This allows real time remote diagnostics and data management across all connected devices. This subscription service will streamline your HCM processes and reduce your technology and data challenges. With GTConnect, your workforce management is simple.

Contact us today to find out how we can support your business. Reach our team on (800) 989 5197 or [sales@gtclocks.com](mailto:sales@gtclocks.com)

| MODEL                                   | DETAILS  |
|---|--|
| Display                                 | 8" capacitive multi-touch screen<br>High resolution color display  |
| Operating System                        | Android  |
| Memory                                  | 16GB high performance flash<br>3GB RAM   |
| Processor                               | 1.6GHz quad-core processor   |
| Power                                   | 12V DC jack<br>Power over Ethernet<br>Internal lithium-ion battery back-up   |
| Readers                                 | Optional readers:<br>Barcode<br>Mag stripe<br>RFID proximity readers   |
| Biometrics                              | Facial recognition<br>Fingerprint reader   |
| Kiosk Experience - Complex Data Display | Ability to surface employee self service data on the terminal, including reporting, schedules & vacations                            |
| Inputs/Outputs                          | 4 + 2 internal USB2.0 ports<br>I/O relay module (optional)<br>5 mega-pixel, wide-angle camera<br>2x integrated speakers & microphone |
| Touchless Solutions Range               | Depending on Partner Integration, proximity cards and facial recognition can be used to provide a touchless workplace environment    |
| Host Connectivity                       | Ethernet HTTPS<br>WiFi Connectivity (optional)   |
| High Security                           | Encrypted data storage<br>Secure biometric encryption<br>Security fixing to wall bracket<br>Hardware backed keystore                 |
| Operating Temperature                   | 32°F to 95°F (0°C - 35°C) max continuous<br>Humidity 5-90% non-condensing  |
| Dimensions                              | 216mm x 206mm x 78mm   |
| GTConnect                               | Subscription service providing remote diagnostics and data management  |